



CXOLHG OSCILLATOR

32.768 kHz
Ultra-Low Power/High Shock/Fast Start-Up

DESCRIPTION

The CXOLHG 32.768 kHz oscillator achieves the low power comparable with a tuning fork design and the fast start-up and tight frequency stability attained by an AT cut crystal design. This oscillator is capable of withstanding significantly higher shock than a standard tuning fork design.

FEATURES

- Ultra-low power
(less than 1 μ A; $V_{DD}=3.3V$, (OE "Low"))
- Fast start-up (typically 3 ms)
- Tight frequency tolerance
- High shock resistance (30,000 g and higher)
- Low acceleration sensitivity (typically 0.5 ppb/g)
- Low aging
- CMOS output
- Optional Output Enable/Disable with Tri-State
- Hermetically sealed ceramic package
- Full military testing available
- Designed and manufactured in the USA

APPLICATIONS

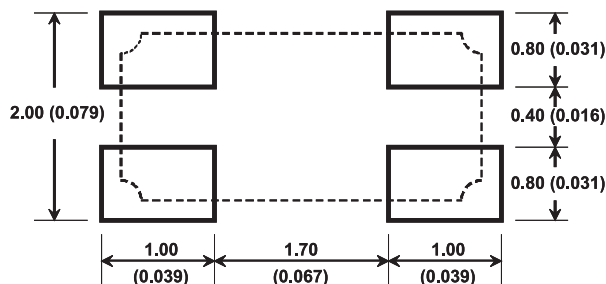
Military, Aerospace & Avionics

- Communications
- Navigation
- GPS


Industrial, Computer & Communications

- Handheld instrumentation
- Transponder/Animal migration

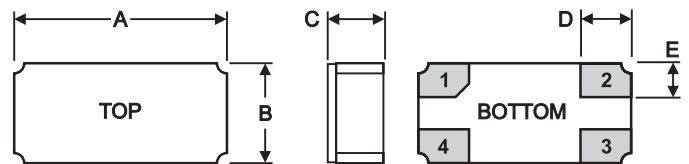
SUGGESTED LAND PATTERN



mm (inches)



DIMENSIONS



DIM	TYPICAL		MAXIMUM	
	inches	mm	inches	mm
A	0.126	3.20	0.130	3.30
B	0.059	1.50	0.063	1.60
C (SM1)	0.037	0.95	0.039	1.00
D	0.029	0.75	0.030	0.77
E	0.020	0.50	0.021	0.52

PIN CONNECTIONS

1. Output
2. Ground
3. Output Enable/Disable (E) or no connection (N)
4. V_{DD}



10228 Rev C



SPECIFICATIONS

Specifications are typical at 25°C unless otherwise noted. Specifications are subject to change without notice. Tighter specifications available (contact factory).

Supply Voltage	1.8 V to 3.3 V ±10%
Calibration Tolerance ¹	±25 ppm
Frequency Stability	±10 to ±50 ppm for Commercial
Over Temperature ²	±20 to ±50 ppm for Industrial ±35 to ±50 ppm for Military
Output Load (CMOS)	15 pF
Aging, first year	3 ppm

Shock	<u>Options</u>
	D = 30,000 g, 0.3 ms, ½ sine
	F = 50,000 g, 0.3 ms, ½ sine
	G = 75,000 g, 0.3 ms, ½ sine
	H = 100,000 g, 0.3 ms, ½ sine

Vibration ³	20 g, 10-2,000 Hz swept sine
Operating Temp. Range	-10°C to 70°C (Commercial) -40°C to 85°C (Industrial) -55°C to 125°C (Military)

Moisture Sensitivity Level (MSL) - This product is hermetically sealed and not moisture sensitive.

1. Other tolerances available.
2. Does not include calibration tolerance. Other tolerances available.
3. Per MIL-STD-202G, Method 204D, Condition D. Random vibration testing also available.

PACKAGING OPTIONS

CXOLHG	- Tray Pack
	- 12 mm tape, 7" or 13" reels
	(Per EIA 481)

ABSOLUTE MAXIMUM RATINGS

Supply Voltage V_{DD}	-0.5 V to 5.0 V
Storage Temperature	-55°C to 125°C
Maximum Process Temperature	260°C for 20 seconds

ENABLE/DISABLE OPTIONS (E/N)

For the 32.768 kHz CXOLHG, Statek offers two enable/disable options: E and N. The E-version has a Tri-State output and stops oscillating internally when the output is put into the high Z state. The N-version does not have PIN 3 connected internally and so has no enable/disable capability. The following table summarizes the Enable/Disable option E.

ENABLE/DISABLE OPTION E FUNCTION TABLE

	Enable (Pin 3 High*)	Disable (Pin 3 Low)
Output	Frequency Output	High Z State
Oscillator	Oscillates	Stops
Current	10µA	Less than 1µA at 25°C

* When PIN 3 is allowed to float, it is held high by an internal pull-up resistor.

ELECTRICAL CHARACTERISTICS

All parameters are measured at 25°C with a 10MΩ and 15pF load with V_{DD} 3.3 V.

SYMBOL	PARAMETER	MIN	TYP	MAX	UNIT
V_{OH}	Output Voltage High	0.9 V_{DD}			V
V_{OL}	Output Voltage Low			0.1 V_{DD}	V
$t_{startup}$	Start-up Time		3		ms
t_r	Rise Time (10%-90%)		7.0	10	ns
t_f	Fall Time (10%-90%)		5.0	10	ns
	Duty Cycle	45	50	55	%
I_{DD}	Current Consumption		10		µA

HOW TO ORDER CXOLHG 32.768 kHz SURFACE MOUNT CRYSTAL OSCILLATORS

